



BEE VALVE INC.



Sprayer Components



Features

- Guide-rib system provides simple nozzle angle repeatability
- Available in single and double self-aligning ribs
- Glass-reinforced Nylon, extra tough
- Fast, easy to use method for spray nozzle changes
- Strong long lasting threads--no cross-threading
- Coupler available in two sizes (3/4", 1") for typical spray boom mounting
- Male adapter available in four sizes (1/4", 3/8", 1/2", 3/4") fitting all spray nozzles
- Nylon and stainless steel handles available with locking pins
- EPDM gaskets standard on couplers
- Chemical resistant



[Double Rib Guide Lock](#)

[Single Rib Guide Lock](#)

[Single Nozzle Application Chart](#)

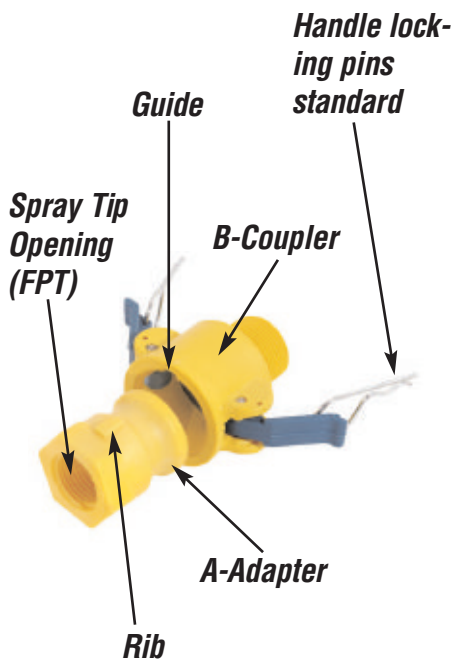
[Double Nozzle Application Chart](#)

SPRAYER COMPONENTS

Guide Lock

FEATURES

- Guide-rib system provides simple nozzle angle repeatability
- Available in single and double self-aligning ribs
- Glass-reinforced Nylon, extra tough
- Fast, easy to use method for spray nozzle changes
- Strong long lasting threads--no cross-threading
- Coupler available in two sizes (3/4", 1") for typical spray boom mounting
- Male adapter available in four sizes (1/4", 3/8", 1/2", 3/4") fitting all spray nozzles
- Nylon and stainless steel handles available with locking pins
- EPDM gaskets standard on couplers
- Chemical resistant



DOUBLE RIB GUIDE LOCK

Price
Lookup

STYLE	MALE ADAPTER	SPRAY NOZZLE THREADED OPENING (FPT)	PART NO.
A	3/4"	1/4"	075A025-2GL-N
A	3/4"	3/8"	075A037-2GL-N
A	3/4"	1/2"	075A050-2GL-N
A	3/4"	3/4"	075A-2GL-N
A	1"	1/4"	100A025-2GL-N
A	1"	3/8"	100A037-2GL-N
A	1"	1/2"	100A050-2GL-N
A	1"	3/4"	100A075-2GL-N
A	1"	1"	100A-2GL-N

STYLE	FEMALE COUPLER	FEMALE THREAD	PART NO.
B	3/4"	3/4"	075B-2GL-N
B	1"	1"	100B-2GL-N

SINGLE RIB GUIDE LOCK

Price
Lookup

STYLE	MALE ADAPTER	SPRAY NOZZLE THREADED OPENING (FPT)	PART NO.
A	3/4"	1/4"	075A025-GL-N
A	3/4"	3/8"	075A037-GL-N
A	3/4"	1/2"	075A050-GL-N
A	3/4"	3/4"	075A-GL-N
A	1"	1/4"	100A025-GL-N
A	1"	3/4"	100A075-GL-N
A	1"	1"	100A-GL-N

STYLE	MALE ADAPTER	MALE THREAD	PART NO.
F	3/4"	3/4"	075F-GL-N

(Suitable for accessory mounting to spray boom.)

STYLE	FEMALE COUPLER	MALE THREAD	PART NO.
B	3/4"	3/4"	075B-GL-N
B	1"	1"	100B-GL-N

STYLE	FEMALE COUPLER	FEMALE THREAD	PART NO.
D	3/4"	3/4"	075D-GL-N
D	3/4"	1"	075D100-GL-N

FOR OTHER MATERIALS CONTACT SALES OFFICE

FEATURES

- Single or double nozzle tips available
- For Strip or Dribble nozzle applications
- Barb tip for use with 1/2" ID hose
- Glass-reinforced nylon for abrasion resistance and long life
- Imprinted nozzle size on tip for easy identification
- Compatible with all 3/4" B & D couplers

SINGLE NOZZLE APPLICATION CHART

Part Number	Nozzle Description	PSI	GPM per Nozzle	Gallons per acre--water based on 20" spacing				
				5 MPH	7.5 MPH	10 MPH	12.5 MPH	15 MPH
075SJN-030	Orifice Dia. 9/64"	10	1.5	89	59	45	36	30
		20	2.0	118	79	59	48	40
		30	2.6	154	103	77	62	51
		40	3.0	178	119	89	71	59
075SJN-040	Orifice Dia. 5/32"	10	2.0	118	79	59	48	40
		20	2.8	166	111	83	67	55
		30	3.5	208	139	104	83	69
		40	4.0	238	158	119	95	79
075SJN-060	Orifice Dia. 3/16"	10	3.0	179	119	89	71	59
		20	4.2	249	166	125	100	83
		30	5.2	309	206	154	124	103
		40	6.0	356	238	178	143	119
075SJN-080	Orifice Dia. 7/32"	10	4.0	238	158	119	95	79
		20	5.6	333	222	166	133	111
		30	6.9	410	273	205	164	136
		40	8.0	475	317	238	190	158
075SJN-120	Orifice Dia. 1/4"	10	6.0	356	238	178	143	119
		20	8.5	505	337	252	202	168
		30	10.4	618	412	309	247	206
		40	12.0	713	475	356	285	238
075SJN-150	Orifice Dia. 19/64"	10	7.5	446	297	223	178	149
		20	10.6	630	420	314	252	210
		30	13.0	772	515	386	309	257
		40	15.0	891	594	446	356	297
075SJN-200	Orifice Dia. 21/64"	10	10.0	594	396	297	238	198
		20	14.1	838	558	419	335	279
		30	17.3	1028	685	514	411	342
		40	20.0	1188	792	594	475	396
075SJN-000	Blank Orifice							

Price
Lookup



NOTE: Mount nozzles pointing downward and slightly toward rear of boom. Pressures of 10 to 30 psi are recommended for narrowest banding.

DOUBLE NOZZLE APPLICATION CHART

Part Number	Nozzle Description	PSI	GPM per Nozzle	Gallons per acre--water based on 60" spacing				
				5 MPH	7.5 MPH	10 MPH	12.5 MPH	15 MPH
075DJN-015	Orifice Dia. 3/32"	10	1.5	30	20	15	12	10
		20	2.1	42	28	21	17	14
		30	2.6	52	35	26	21	17
075DJN-020	Orifice Dia. 7/64"	10	2.0	40	26	20	16	13
		20	2.8	56	37	28	22	19
		30	3.5	68	45	34	27	23
075DJN-030	Orifice Dia. 9/64"	10	3.0	60	40	30	24	20
		20	4.2	84	56	42	34	28
		30	5.2	102	68	51	41	34
075DJN-040	Orifice Dia. 5/32"	10	4.0	80	53	40	32	27
		20	5.7	112	75	56	45	38
		30	6.9	138	92	69	55	46
075DJN-060	Orifice Dia. 3/16"	10	6.0	118	79	59	47	40
		20	8.5	168	112	84	67	56
		30	10.4	206	137	103	82	69
075DJN-080	Orifice Dia. 13/64"	10	8.0	158	105	79	63	53
		20	11.3	224	149	112	90	75
		30	13.9	274	183	137	110	92
075DJN-100	Orifice Dia. 15/64"	10	10.0	198	132	99	79	66
		20	14.1	280	187	140	112	94
		30	17.3	342	228	171	137	115
075DJN-000	Blank Orifice							

Price
Lookup



Note: Use double tip nozzle to convert a 60" spray boom to a 30" stripping boom for liquid strip application. The above chart is based on water and requires correction for the weight (specific gravity) of the spray product. A 56" boom height will give 30" strip spacing. The largest size that can be used with lower pressure settings helps to eliminate tip plugging.

NOZZLES CAN BE ORDERED WITH OTHER SIZE ORIFICE - CONTACT SALES OFFICE

ELBOW PLUG: 1/4" FLOW

CONNECTION SIZE	DESCRIPTION	MATERIAL	Mfg Part No.	LIST PRICE
1/4" HB	Non-Valved	Acetal	40AC-PB4-04	2.95
3/8" HB	Non-Valved	Acetal	40AC-PB4-06	2.95
1/4" HB	Valved	Acetal	40ACV-PB4-04	9.50
3/8" HB	Valved	Acetal	40ACV-PB4-06	9.50
1/4" HB	Non-Valved	Acetal	50AC-PB4-04	1.38
3/8" HB	Non-Valved	Acetal	50AC-PB4-06	1.38
3/8" PTF	Non-Valved	Acetal	50AC-PB10-06	7.46
1/4" HB	Valved	Acetal	50ACV-PB4-04	8.50
3/8" HB	Valved	Acetal	50ACV-PB4-06	8.55
3/8" PTF	Valved	Acetal	50ACV-PB10-06	9.41
3/8" HB	Non-Valved	Glass-Filled Polypropylene	50GB-PE7-06	1.33

SINGLE RIB

MALE ADAPTER	SPRAY NOZZLE THREADED OPENING (FPT)	Mfg Part No.	LIST PRICE
3/4"	1/4"	075A025-GL-N	4.24
3/4"	3/8"	075A037-GL-N	4.24
3/4"	1/2"	075A050-GL-N	4.24
3/4"	3/4"	075A-GL-N	4.24
1"	1/4"	100A025-GL-N	4.67
1"	3/4"	100A075-GL-N	4.67
1"	1"	100A-GL-N	4.67

MALE ADAPTER	MALE THREAD	Mfg Part No.	LIST PRICE
3/4"	3/4"	075F-GL-N	5.59

FEMALE COUPLER	MALE THREAD	Mfg Part No.	LIST PRICE
3/4"	3/4"	075B-GL-N	10.56
1"	1"	100B-GL-N	12.65

FEMALE COUPLER	FEMALE THREAD	Mfg Part No.	LIST PRICE
3/4"	1/2"	075D050-GL-N	9.82
3/4"	3/4"	075D-GL-N	9.82
1"	3/4"	100D075-GL-N	11.05

SPRAYER COMPONENTS

GUIDE LOCKS

DOUBLE RIB

MALE ADAPTER	SPRAY NOZZLE THREADED OPENING (FPT)	Mfg Part No.	LIST PRICE
3/4"	1/4"	075A025-2GL-N	4.24
3/4"	3/8"	075A037-2GL-N	4.24
3/4"	1/2"	075A050-2GL-N	4.24
3/4"	3/4"	075A-2GL-N	4.24
3/4"	3/4"	075ACB-2GL-N	4.55
1"	1/4"	100A025-2GL-N	4.67
1"	3/8"	100A037-2GL-N	4.67
1"	1/2"	100A050-2GL-N	4.67
1"	3/4"	100A075-2GL-N	4.67
1"	1"	100A-2GL-N	4.67

FEMALE COUPLER	FEMALE THREAD	Mfg Part No.	LIST PRICE
3/4"	3/4"	075B-2GL-N	10.56
1"	1"	100B-2GL-N	12.65

NOZZLE TIPS


SINGLE NOZZLE

ORIFICE DIA.	Mfg Part No.	LIST PRICE
9/64"	075SJN-030	8.45
5/32"	075SJN-040	8.45
3/16"	075SJN-060	8.45
7/32"	075SJN-080	8.45
1/4"	075SJN-120	8.45
19/64"	075SJN-150	8.45
21/64"	075SJN-200	8.45
Blank Orifice	075SJN-000	7.38

Nozzle Tips continued on p.32

DOUBLE NOZZLE

(continued from p.31)


	ORIFICE DIA.	Mfg Part No.	LIST PRICE
	Dia. 3/32"	075DJN-015	9.74
Dia. 7/64"	075DJN-020	9.74	
Dia. 9/64"	075DJN-030	9.74	
Dia. 5/32"	075DJN-040	9.74	
Dia. 3/16"	075DJN-060	9.74	
Dia. 13/64"	075DJN-080	9.74	
Dia. 15/64"	075DJN-100	9.74	
Blank Orifice	075DJN-000	8.51	

GAUGES

MODEL 20: DUAL SCALE, STEEL CASE—BLACK PAINT

	SIZE (FACE)	DESCRIPTION	Mfg Part No.	LIST PRICE
1.5"	0-30 PSI, 1/8" MNPT	Back Mount	0220DSB30	7.79
1.5"	0-60 PSI, 1/8" MNPT	Back Mount	0220DSB60	7.79
1.5"	0-100 PSI, 1/8" MNPT	Back Mount	0220DSB100	7.79
1.5"	0-160 PSI, 1/8" MNPT	Back Mount	0220DSB160	7.79
1.5"	0-300 PSI, 1/8" MNPT	Back Mount	0220DSB300	7.79
2"	0-30 PSI, 1/4" MNPT	Back Mount	1220DSB30	8.30
2"	0-60 PSI, 1/4" MNPT	Back Mount	1220DSB60	8.30
2"	0-100 PSI, 1/4" MNPT	Back Mount	1220DSB100	8.30
2"	0-150 PSI, 1/4" MNPT	Back Mount	1220DSB150	8.30
2"	0-300 PSI, 1/4" MNPT	Back Mount	1220DSB300	8.30
2.5"	0-30" VAC, 1/4" MNPT	Back Mount	2220DSBVAC	8.30
2.5"	0-30" VAC, 1/4" MNPT	Bottom Mount	2120DSBVAC	8.30

MODEL 24: SINGLE SCALE, ABS CASE – 2" & 2.5"; BK PAINTED STEEL – 4"

	SIZE (FACE)	DESCRIPTION	Mfg Part No.	LIST PRICE
2"	0-30 PSI, 1/4" MNPT	Bottom Mount	1124DAB30	8.30
2"	0-60 PSI, 1/4" MNPT	Bottom Mount	1124DAB60	8.30
2"	0-100 PSI, 1/4" MNPT	Bottom Mount	1124DAB100	8.30
2"	0-160 PSI, 1/4" MNPT	Bottom Mount	1124DAB160	8.30
2"	0-200 PSI, 1/4" MNPT	Bottom Mount	1124DAB200	8.30
2"	0-300 PSI, 1/4" MNPT	Bottom Mount	1124DAB300	8.30
2.5"	0-30 PSI, 1/4" MNPT	Bottom Mount	2124DAB30	8.74
2.5"	0-60 PSI, 1/4" MNPT	Bottom Mount	2124DAB60	8.74
2.5"	0-100 PSI, 1/4" MNPT	Bottom Mount	2124DAB100	8.74
2.5"	0-160 PSI, 1/4" MNPT	Bottom Mount	2124DAB160	8.74
2.5"	0-200 PSI, 1/4" MNPT	Bottom Mount	2124DAB200	8.74
2.5"	0-300 PSI, 1/4" MNPT	Bottom Mount	2124DAB300	8.74
2.5"	0-600 PSI, 1/4" MNPT	Bottom Mount	2124DAB600	8.74
2.5"	0-1000 PSI, 1/4" MNPT	Bottom Mount	2124DAB1000	8.74
4"	0-30 PSI, 1/4" MNPT	Bottom Mount	4124DSB30	22.80
4"	0-60 PSI, 1/4" MNPT	Bottom Mount	4124DSB60	22.80
4"	0-100 PSI, 1/4" MNPT	Bottom Mount	4124DSB100	22.80
4"	0-160 PSI, 1/4" MNPT	Bottom Mount	4124DSB160	22.80
4"	0-200 PSI, 1/4" MNPT	Bottom Mount	4124DSB200	22.80
4"	0-300 PSI, 1/4" MNPT	Bottom Mount	4124DSB300	22.80
4"	0-600 PSI, 1/4" MNPT	Bottom Mount	4124DSB600	22.80
4"	0-1000 PSI, 1/4" MNPT	Bottom Mount	4124DSB1000	22.80